



CORIDESIGN


Farbpalette CORIAN®

Die Komplette Farb-Palette


Seite 1



ABALONE / AB
(PG 3 / * K)




ANTARCTICA / MT
(PG 3 / * K)




ARCTIC ICE / AI
(PG 3 / * ~ K ☼)



ARROWROOT / JB
(PG 4 / * K »)




ARTISTA BEIGE / ARB
(PG 2 / * ~ »)



ARTISTA CANVAS / ARC
(PG 2 / * K »)




ARTISTA DRIFT / ARF
(PG 2 /)




ARTISTA DUST / ARD
(PG 2 / ** ~ »)




ARTISTA GRAY / ARG
(PG 2 / * ~ K »)



ARTISTA MIST / ARM
(PG 2 / ** ~ »)




ARTISTA MOCHA / ARO
(PG 2 /)




ARTISTA SAGE / ARE
(PG 2 / * K »)



ASH AGGREGATE / HXA
(PG 4 / * ~ K »)




ASH CONCRETE / HX
(PG 3 / ** ~ »)



ASPEN / 6P
(PG 3 / * ~ K)



AURORA / AR
(PG 2 / * K)




BISQUE / BI
(PG 1 / * ~ K)
NCS: S 1005-Y20R / RAL: 9001




BONE / BN
(PG 1 / * ~ K)
NCS: S 1005-Y10R / RAL: 1013




CALACATTA GREIGE / CCG
(PG 4 / * K »)




CAMEO WHITE / CW
(PG 1 / * K)
NCS: S 0804-G90Y / RAL: 9010




CARBON AGGREGATE / CXA
(PG 4 / * ~ K »)



CARBON CONCRETE / CX
(PG 3 / *** ~ »)



CARRARA CREMA / CRC
(PG 4 / * K »)




CARRARA LINO / CRL
(PG 4 / * K »)




CIRRUS WHITE / CR
(PG 4 / * K » ▲)



CITY ROAST / CRT
(PG 4 /)




CLAM SHELL / CL
(PG 4 / * K »)



COSMOS PRIMA / PX
(PG 4 / *** ~ »)



DEEP ANTHRACITE / HJ
(PG 3 / *** ▲)



DEEP BLACK QUARTZ / IG
(PG 3 / * K)



DEEP CLOUD / DX
(PG 2 / *** ~ ~)
NCS: S 6500-N / RAL: 7004



DEEP ESPRESSO / KS
(PG 2 / ***)
NCS: S 8502-R / RAL: 8022

Die hier dargestellten Farben können aufgrund des Drucks von den tatsächlichen Farben abweichen, und können nicht die volle Ästhetik wiedergeben. Materialmuster können Sie bei der CORI-DESIGN AG bestellen.




CORIDESIGN

Farbpalette CORIAN®

Die Komplette Farb-Palette


Seite 2



DEEP MINK / TH
(PG 3 / *** ~ K)



DEEP NIGHT SKY / HY
(PG 3 / * K)



DEEP NOCTURNE / WY
(PG 2 / ***)
NCS: S9000-N / RAL: 9005



DEEP SABLE / JY
(PG 2 / *** ~)
NCS: S 7005-Y20R / RAL: 7022



DEEP STORM / AJ
(PG 3 / ***)




DEEP TITANIUM / DU
(PG 2 / *** ~)
NCS: S 8005-N / RAL: 7021




DESIGNER WHITE / WN
(PG 1 / * K)
NCS: S 0603-R80B / RAL: 9003




DOMINO TERRAZZO / DMN
(PG 4 / *** ~ K » ▲ ☼)




DOVE / DV
(PG 2 / * K)




DUNE PRIMA / UX
(PG 4 / * K »)




ELEGANT GRAY / EY
(PG 1 / * ~ K)
NCS: S 3005-Y20R



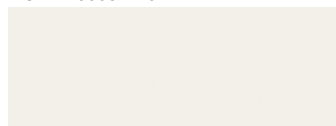
EVENING PRIMA / EP
(PG 4 / ** » ▲)




EVEREST / EV
(PG 2 / * K)



EXCAVAGE / EXV
(PG 2 / * K)



GLACIER ICE / GC
(PG 1 / * ~ ☼)
NCS: S 0603-G80Y / RAL: 9010




GLACIER WHITE / GW
(PG 1 / * K)
NCS: S 0300-N / RAL: 9016



GRAY ONYX / GQ
(PG 4 / * ~ ☼)



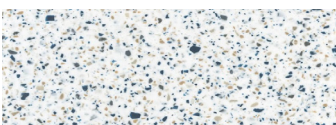
HOT / DH
(PG 2 / ***)
NCS: S 2070-B / RAL: 3031



JUNIPER / KL
(PG 4 / * K »)



LAGUNA / LGN
(PG 2 / *** ~)
NCS: S 7020-R80B / RAL: 5013




LAGUNA TERRAZZO / LZ
(PG 3 / * ~ K)



LAVA ROCK / AA
(PG 4 / * ~ K »)



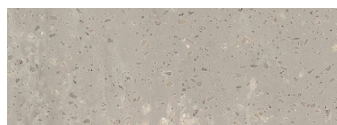
LIMESTONE PRIMA / LI
(PG 4 / * K »)




LINEN / LN
(PG 2 / * K)



NATURAL GRAY / NA
(PG 4 / * ~ » ▲)



NEUTRAL AGGREGATE / NXA
(PG 4 / * ~ »)



NEUTRAL CONCRETE / NX
(PG 3 / * K »)




NIMBUS PRIMA / NP
(PG 4 / * K »)
NCS: S 6500-N / RAL: 7004




PEARL GRAY / PG
(PG 1 / * ~ K)
NCS: S 1500-N / RAL: 9002



PEPPERED TERRAZZO / PTZ
(PG 3 / * ~ K)



PLATINUM / MP
(PG 3 / * K)



PROVENCE NUWOOD / PRW
(PG 4 / *** ~ »)

Die hier dargestellten Farben können aufgrund des Drucks von den tatsächlichen Farben abweichen, und können nicht die volle Ästhetik wiedergeben. Materialmuster können Sie bei der CORI-DESIGN AG bestellen.




CORIDESIGN

Farbpalette CORIAN®

Die Komplette Farb-Palette

Seite 3



RAIN CLOUD / RC
(PG 3 / * K »)




ROSEMARY / CP
(PG 4 / * K »)



SAGEBRUSH / AH
(PG 4 / * ~ K »)



SAHARA / MS
(PG 3 / * K)



SALT / 6V
(PG 2 / * ~ K ☼)



SAND STORM / TO
(PG 3 / * K »)



SANDALWOOD / LT
(PG 3 / * K »)




SAVANNAH / MV
(PG 3 / * K »)




SILVER BIRCH / SV
(PG 3 / * K)



SILVER GRAY / VY
(PG 1 / * ~ K)
NCS: S 2002-B / RAL: 7040




SMOKE DRIFT PRIMA / SX
(PG 4 / * ~ »)



SPARKLING GRANITA / SPG
(PG 3 / * K » ▲)



SPARKLING WHITE / 4B
(PG 2 / * K ▲)



STONECREST SMOKE / SRS
(PG 4 / * K »)



STONIQUE / SQ
(PG 2 / * K)



TRAVERTINE FIRENZE / TVF
(PG 4 /)



TRAVERTINE ROMA / TVR
(PG 4 /)



VASTO GREIGE / VGR
(PG 4 /)




VASTO LAGUNA / VLG
(PG 4 /)




VENARO WHITE / VW
(PG 2 / * K »)



VERDANT / VDT
(PG 2 / *** ~ ~)
NCS: S6010-B70G



WEATHERED AGGREG. / WXA
(PG 4 / * ~ K »)




WEATHERED CONCR. / WX
(PG 3 / *** ~ »)




WHITE JASMINE / WJ
(PG 2 / * K)



WHITE ONYX / WQ
(PG 4 / * » ☼)



WILLOW / MW
(PG 3 / * K)



WINDSWEPT PRIMA / WE
(PG 4 / * ~ »)



WITCH HAZEL / TD
(PG 4 / * K »)

Die hier dargestellten Farben können aufgrund des Drucks von den tatsächlichen Farben abweichen, und können nicht die volle Ästhetik wiedergeben. Materialmuster können Sie bei der CORI-DESIGN AG bestellen.